

VALENTINE'S DAY GRAPHIC ORGANIZER

{Freebie}


I  THIS CHARACTER!


Draw a picture of the character:

Identify a character from the story that you like:

Write a sentence describing why you like the character:

Make a list to describe the character using details and adjectives:



I  THIS CHARACTER!

Draw a picture of the character:

Identify a character from the story that you like:

Write a sentence describing why you like the character:

Make a list to describe the character using details and adjectives:

Created by:
Aylin Claahsen
Learning to the Core




I THIS CHARACTER!

Draw a picture of the character:

Identify a character from the story that you like:

Make a list to describe the character using details and adjectives:



Write a sentence describing why you like the character:

I THIS CHARACTER!

Draw a picture of the character:

Identify a character from the story that you like:

Make a list to describe the character using details and adjectives:

Write a sentence describing why you like the character:

Thank You!

Thank you so much for downloading this freebie from my store! This product is for personal use/single classroom use only. These graphic organizers are fun to use during the month of February to discuss characters with a Valentine's Day theme. Please feel free to contact me at learningtothecore.ac@gmail.com. Please let me know if you have any questions or if you notice something that needs to be fixed and I will make the necessary changes right away. Please also follow my TPT store to receive updates about new products. I would love to hear from you in the feedback section about this freebie on TPT! I hope your students enjoy this pack as much as mine do!

Enjoy!
Aylin :)



Join in on the fun! Follow along to see MY classroom in action and stay up to date on new packs and freebies:

TPT: <http://www.teacherspayteachers.com/Store/Aylin-Claahsen>

Blog: <http://dailylearningtothecore.blogspot.com>

Instagram: <http://instagram.com/learningtothecore>

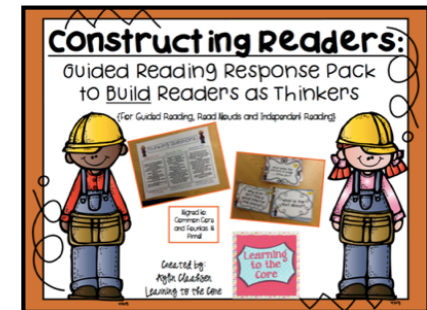
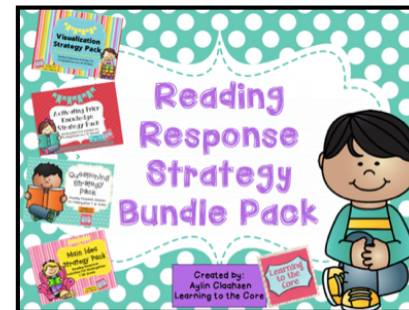
Facebook: <https://www.facebook.com/learningtothecore>

Pinterest: <http://www.pinterest.com/learntothecore/>

Twitter: <https://twitter.com/learntothecore>

If You are looking for More reading response resources for Your classroom, Please click the link below to check out other packs in MY Store!

<https://www.teacherspayteachers.com/Store/Aylin-Claahsen/Category/Reading-Response-Strategy-Packs>



Created by: Aylin Claahsen <http://www.teacherspayteachers.com/Store/Aylin-Claahsen>

Graphics by: Teaching Super Power <https://www.teacherspayteachers.com/Store/Teaching-Super-Power>

Font From the Pond <http://frompond.blogspot.com>

Fonts by: <http://www.teacherspayteachers.com/Store/Hello-Literacy>

Fonts by: <https://www.teacherspayteachers.com/Store/A-Perfect-Blend>

Borders by: Kelly B's Clipart <http://www.teacherspayteachers.com/Store/Kelly-Benefield>

Borders by: Bilingual Scrapbook <https://www.teacherspayteachers.com/Store/Bilingual-Scrapbook>

Graphics by: Creative Clips Clipart by Krista Wallden <https://www.teacherspayteachers.com/Store/Krista-Wallden>

