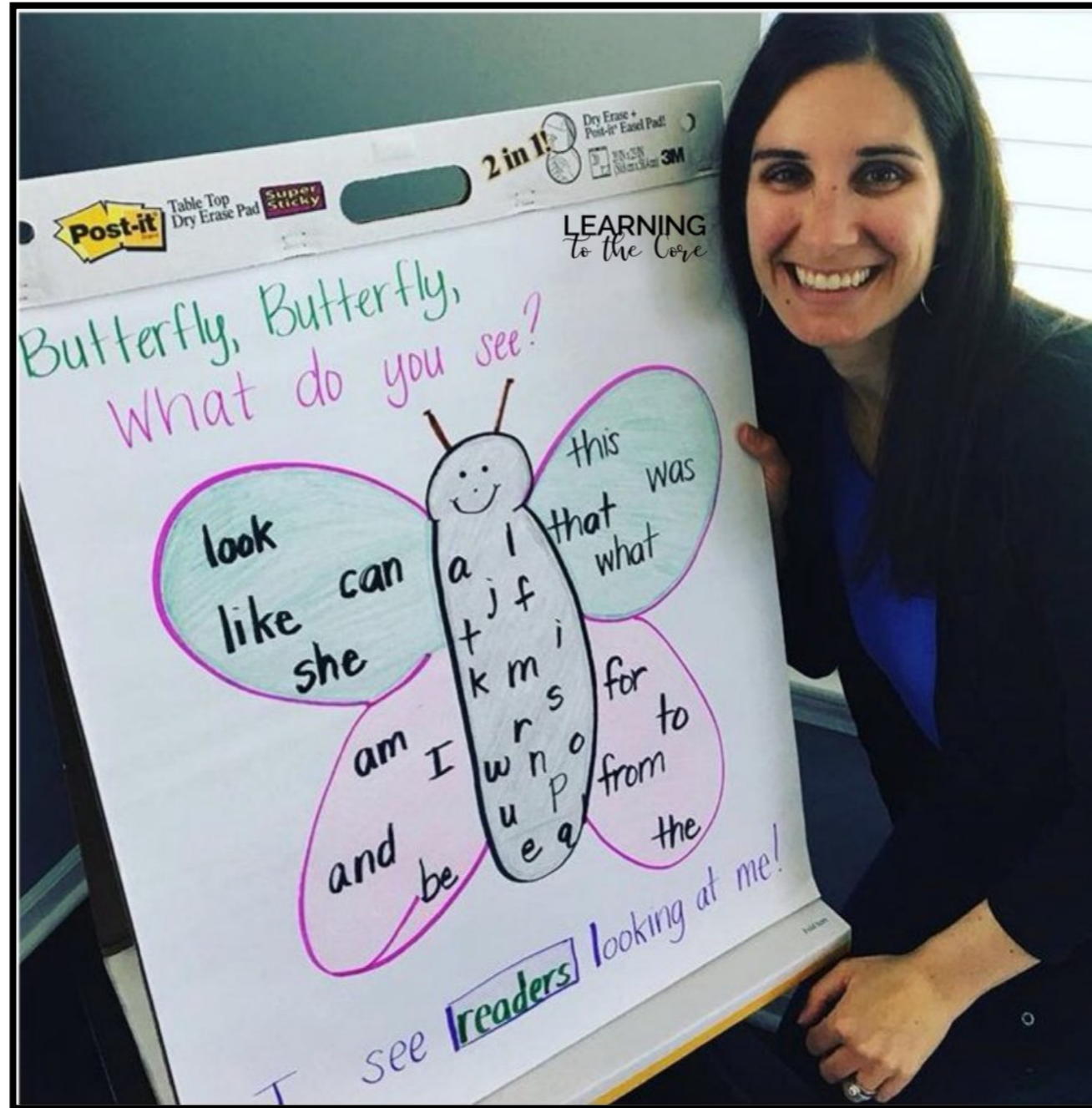


I SEE Readers LOOKING AT ME!



Engaging Word Work Activity:
Perfect for Guided Reading, Morning Meeting, Centers or Partner Work

Created by: Aylin Claaksen

TEACHER INSTRUCTIONS:

It's more enjoyable for your students if you can switch up your word work on a monthly basis. However, it's also helpful to have routines in place and be consistent. This word work idea allows you to do both, by simply changing the theme each month!

*You make the chart on large paper for all students to see. Then, introduce the new chart to your students at the beginning of the month. Students will then follow along and read the chart.

*You say to students: "Teacher, Teacher, What do you see?" (Month of August example)

Students say: "I see readers looking at me!"

Then students continue on to read all the words listed on the chart as you point to them.

*This works well at the beginning of Guided Reading or other small groups, during Morning Meetings or as a center/partner activity where students take turns leading each other through the chart.

*After the chart has been introduced, students can each fill out their own page to refer back to throughout the month to practice their words.

*You can use sight words, special phonics patterns, letters, etc. Whatever types of words you want your students to practice throughout the month!

*Click the link below to be taken to a video that shows you how it works!

<https://youtu.be/LWc3QI229CM>

MONTHLY THEMES:

*view samples on p. 3-4

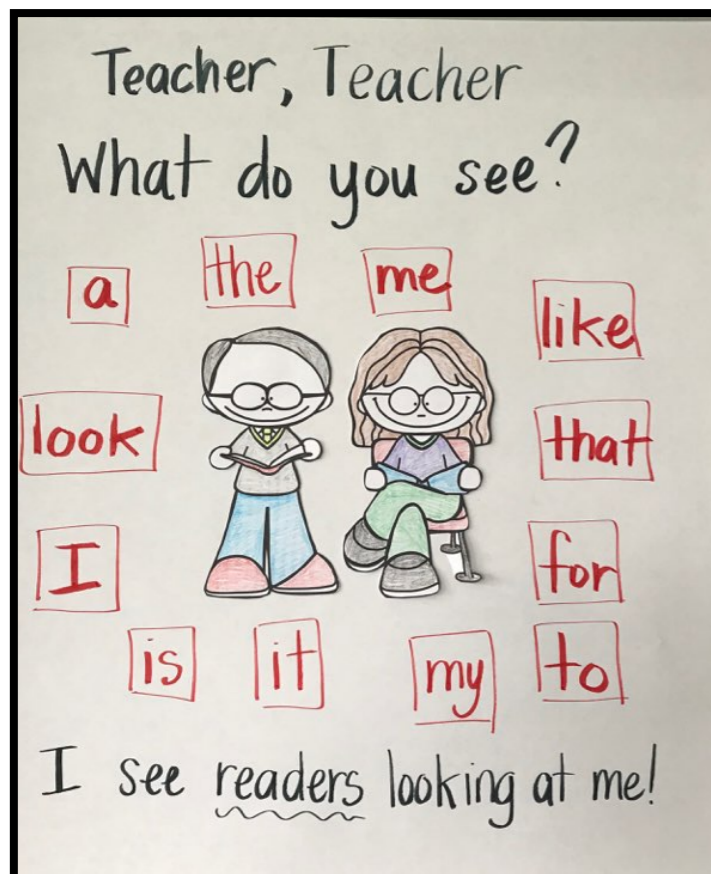
August: Teacher
September: Apple
October: Pumpkin
November: Turkey
December: Snowflake

January: Snowman
February: Valentine
March: Rainbow
April: Butterfly
May: Flower
June: Sunshine

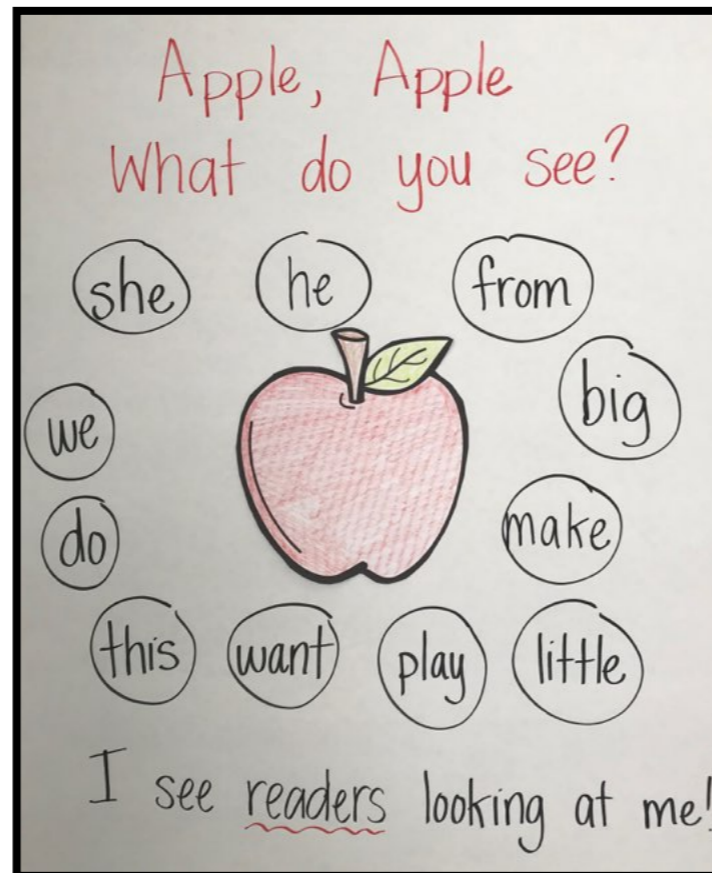
**IF YOU TRY THIS OUT IN YOUR
CLASSROOM, PLEASE TAG ME ON
SOCIAL MEDIA:
@LITERACYWITHAYLINCLAAHSEN**

HAPPY READING!
Aylin

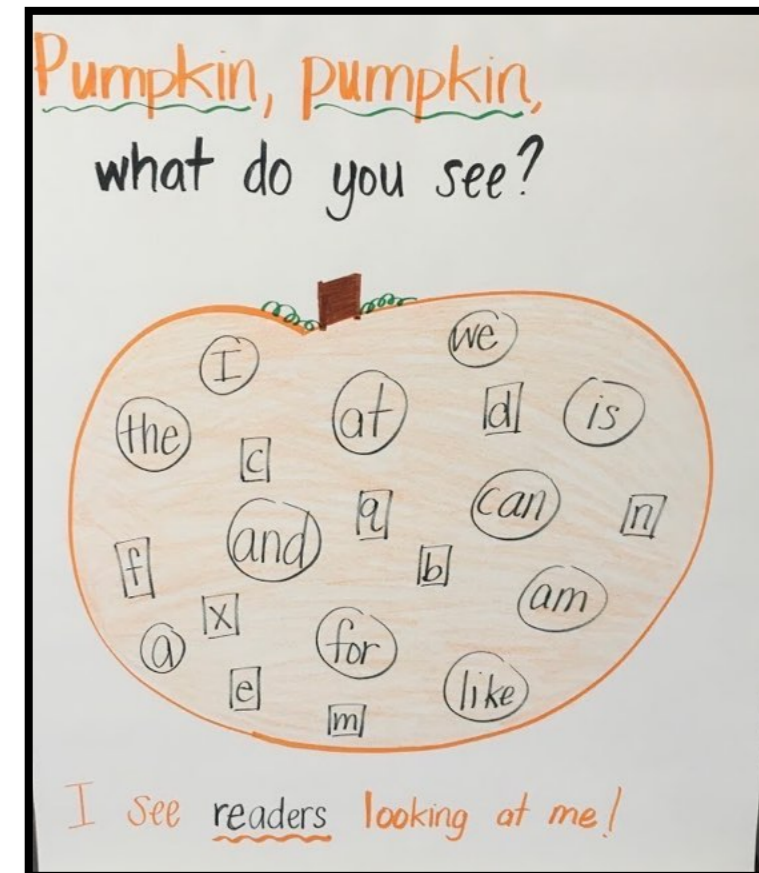
AUGUST



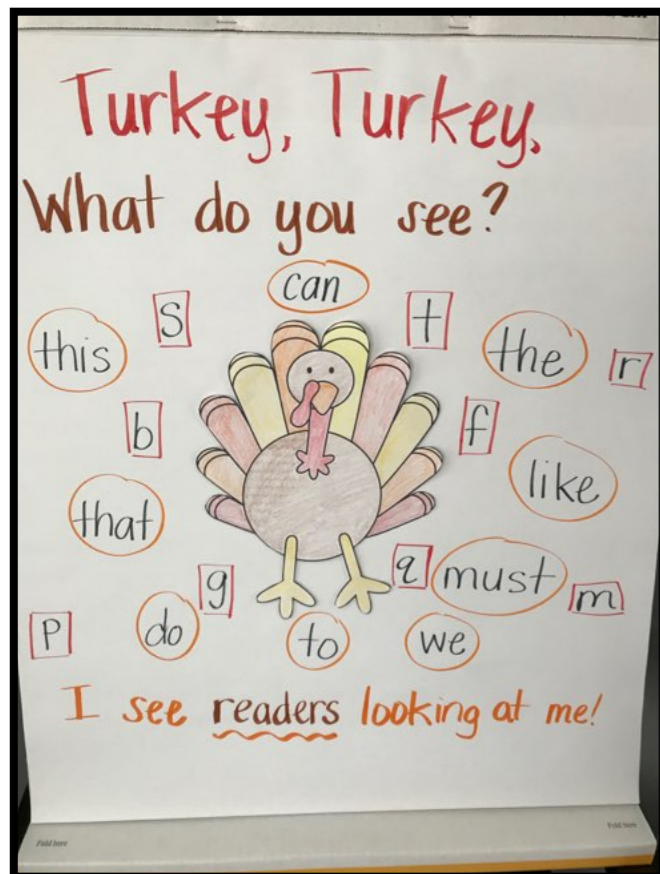
SEPTEMBER



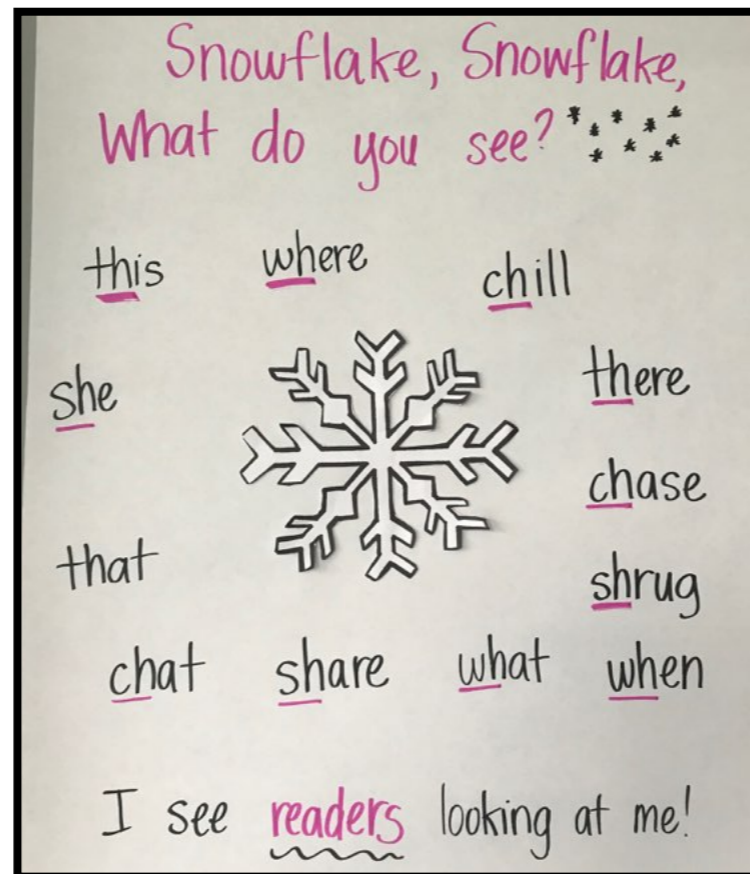
OCTOBER



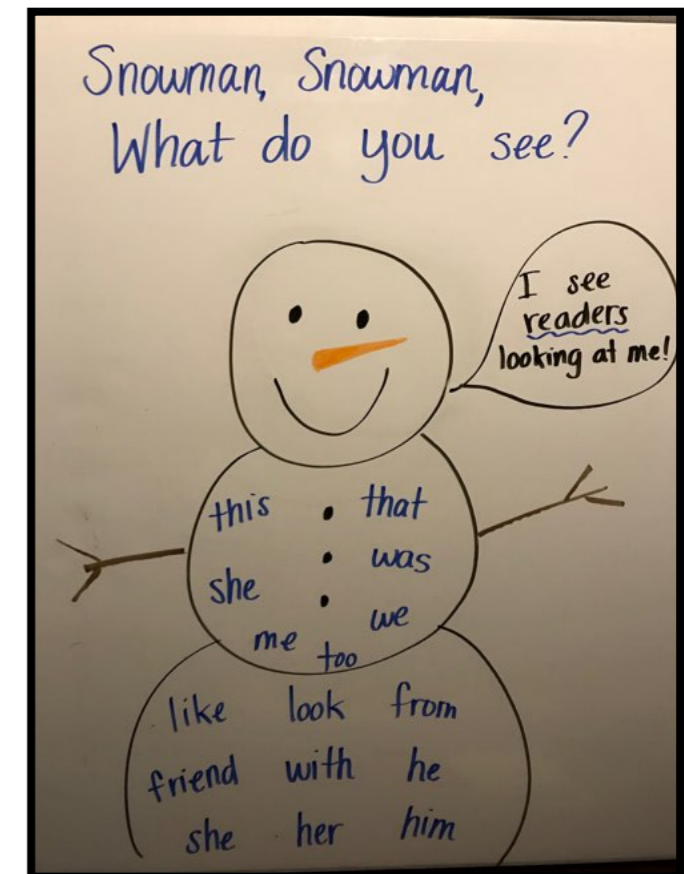
NOVEMBER



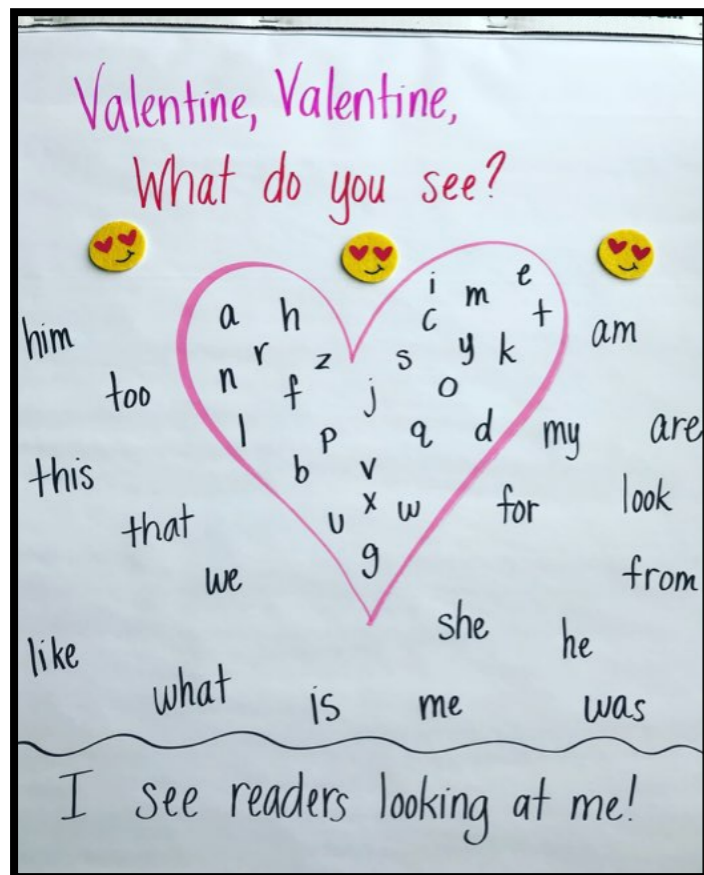
DECEMBER



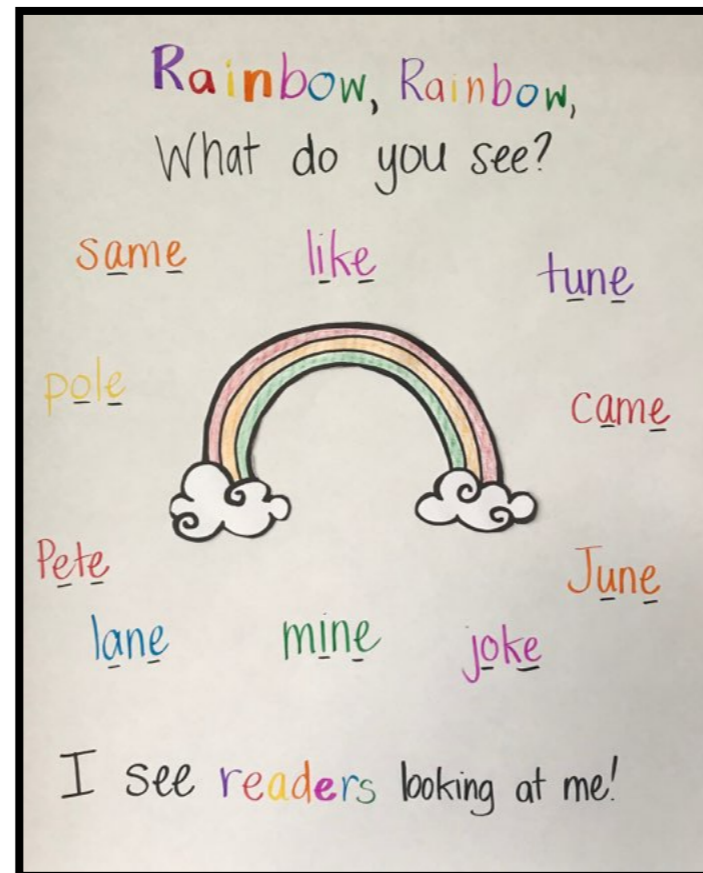
JANUARY



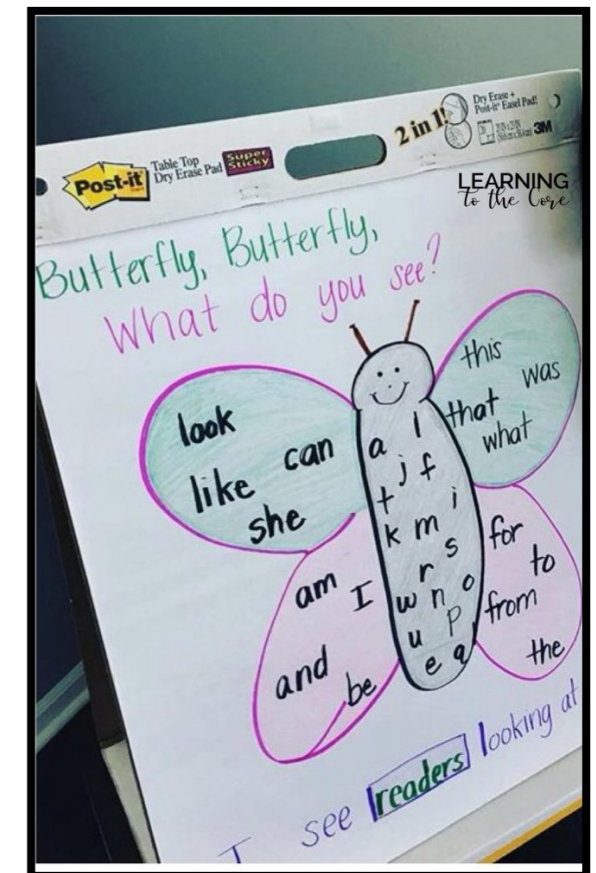
FEBRUARY



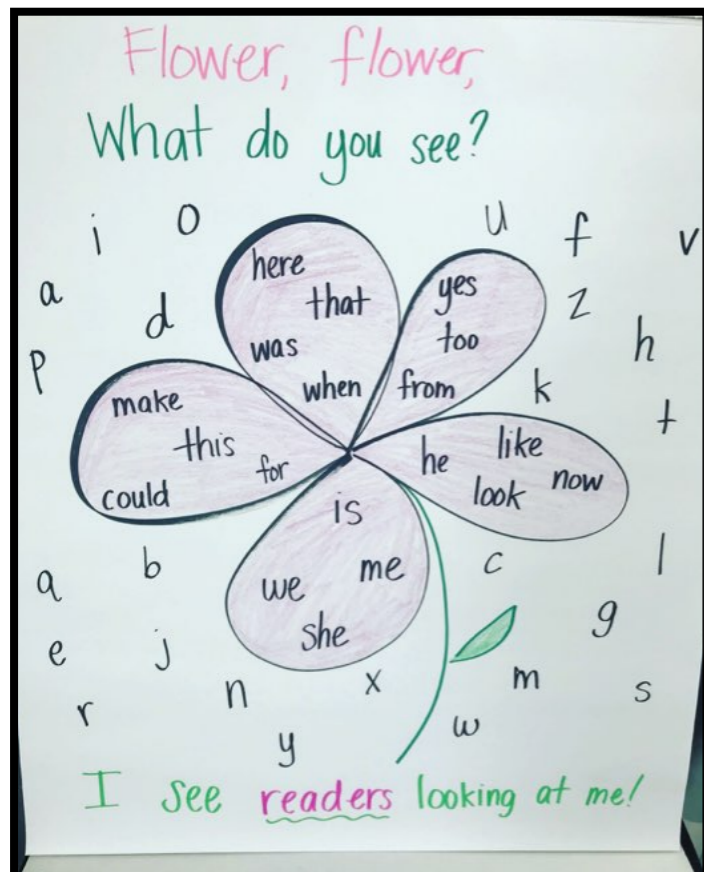
MARCH



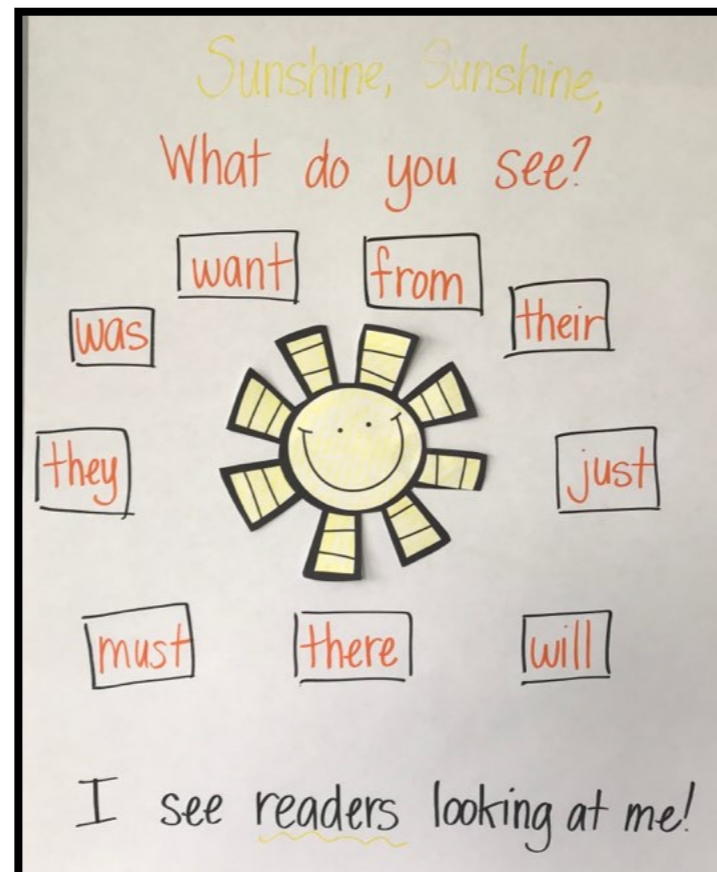
APRIL



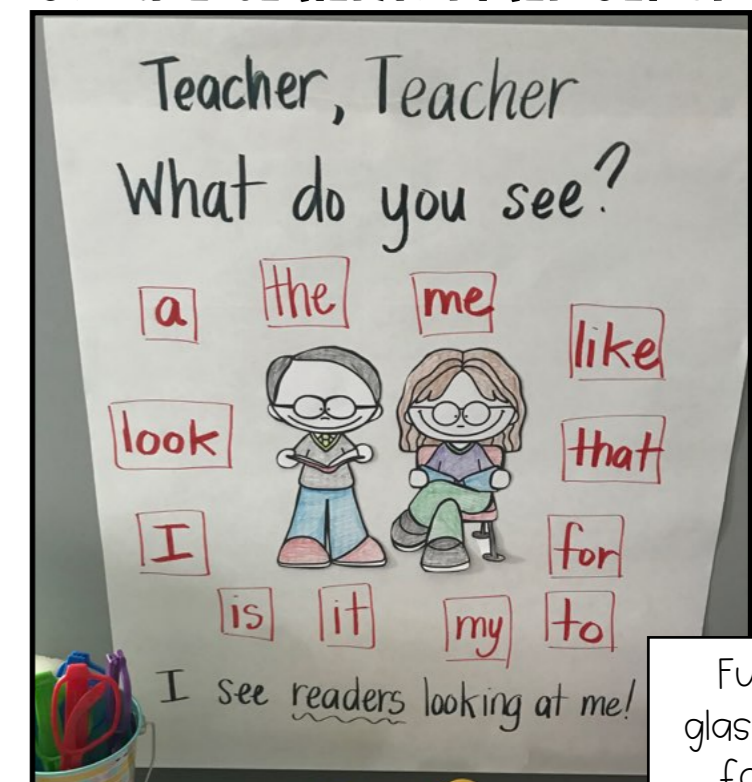
MAY



JUNE



SAMPLE CENTER/PARTNER SET UP:



Fun pointers for leader

Fun glasses for readers

Teacher, Teacher
What do you see?

a the me like
look that
I for
is it my to



I see readers looking at me!

Teacher creates chart
on large paper, then
once students have
gone through the chart,
they can each write
their words on their
own copy to refer back
to for practice
throughout the month.

Name: _____

Directions: Write a list of words you can read.

Teacher, Teacher, What do you see?

I see a reader looking at me!

the
me
my
to
a



like
look
that
for
is

AC 2018


{P. 6-16 STUDENT PAGES}

Name: _____

Directions: Write a list of words you can read.

Teacher, Teacher, What do you see?

I see a reader looking at me!




Name: _____

Directions: Write a list of words you can read.

Apple, Apple, What do you see?

I see a reader looking at me!




Name: _____

Directions: Write a list of words you can read.

Pumpkin, Pumpkin, What do you see?

I see a reader looking at me!




Name: _____

Directions: Write a list of words you can read.

Turkey, Turkey, What do you see?

I see a reader looking at me!



Name: _____

Directions: Write a list of words you can read.

Snowflake, Snowflake, What do you see?

I see a reader looking at me!




Name: _____

Directions: Write a list of words you can read.

Snowman, Snowman, What do you see?

I see a reader looking at me!



Name: _____

Directions: Write a list of words you can read.

Valentine, Valentine, What do you see?

I see a reader looking at me!




Name: _____

Directions: Write a list of words you can read.

Rainbow, Rainbow, What do you see?

I see a reader looking at me!




Name: _____

Directions: Write a list of words you can read.

Butterfly, Butterfly, What do you see?

I see a reader looking at me!



Name: _____

Directions: Write a list of words you can read.

Flower, Flower, What do you see?

I see a reader looking at me!




Name: _____

Directions: Write a list of words you can read.

Sunshine, Sunshine, What do you see?

I see a reader looking at me!



THANK YOU!

Thank you so much for downloading this freebie from my store! This pack is for personal use/single classroom use only. If you would like to make copies of these materials for another teacher(s), please encourage them to download the file as well. Please also know that placing any part of this product on the Internet (including classroom, school or district websites) is prohibited by the Digital Millennium Copyright Act (DMCA). Feel free to contact me for express written consent for special circumstances. I can be reached at learningtothecore.ac@gmail.com. Please let me know if you have any questions or if you notice something that needs to be fixed and I will make the necessary changes right away. Please also follow my TPT store to receive updates about new products. I would love to hear from you in the feedback section about this product on TPT. I hope your students love this pack!

Enjoy!

Aylin

Join in on the fun! Stay up to date on new packs, literacy ideas and freebies by following along:

TPT: <http://www.teacherspayteachers.com/Store/Aylin-Claahsen>

Blog: <http://dailylearningtothecore.blogspot.com>

Instagram: <http://instagram.com/learningtothecore>

Facebook: <https://www.facebook.com/learningtothecore>

Pinterest: <http://www.pinterest.com/learntothecore/>

Twitter: <https://twitter.com/learntothecore>

Youtube: Aylin Claahsen https://www.youtube.com/channel/UCm8oQYpqLseaq_OqhRGOJWA

If you are looking for more leveled reading passages for your classroom, please click the link below to check out other similar packs from my store. I have leveled passages all the way from Pre A-V!

<https://www.teacherspayteachers.com/Store/Aylin-Claahsen/Category/Guided-Reading-Passages-165639>

CREDITS:

Created by: Aylin Claahsen <http://www.teacherspayteachers.com/Store/Aylin-Claahsen>

Graphics by: Teaching Super Power <https://www.teacherspayteachers.com/Store/Teaching-Super-Power>

Fonts by: <http://www.teacherspayteachers.com/Store/Hello-Literacy>

Fonts by: <https://www.teacherspayteachers.com/Store/Kimberly-Geswein-Fonts>

Fonts by: <https://www.teacherspayteachers.com/Store/A-Perfect-Blend>

Fonts by: <https://www.teacherspayteachers.com/Store/Amy-Groesbeck>

Graphics by EduClips <https://www.teacherspayteachers.com/Store/Educlips>

Graphics by: Krista Wallden <http://www.teacherspayteachers.com/Store/Krista-Wallden>

Graphics by: <https://www.teacherspayteachers.com/Store/Lita-Lita>

