

QR CODE Getting to Know You Activity



Info for the Teacher:

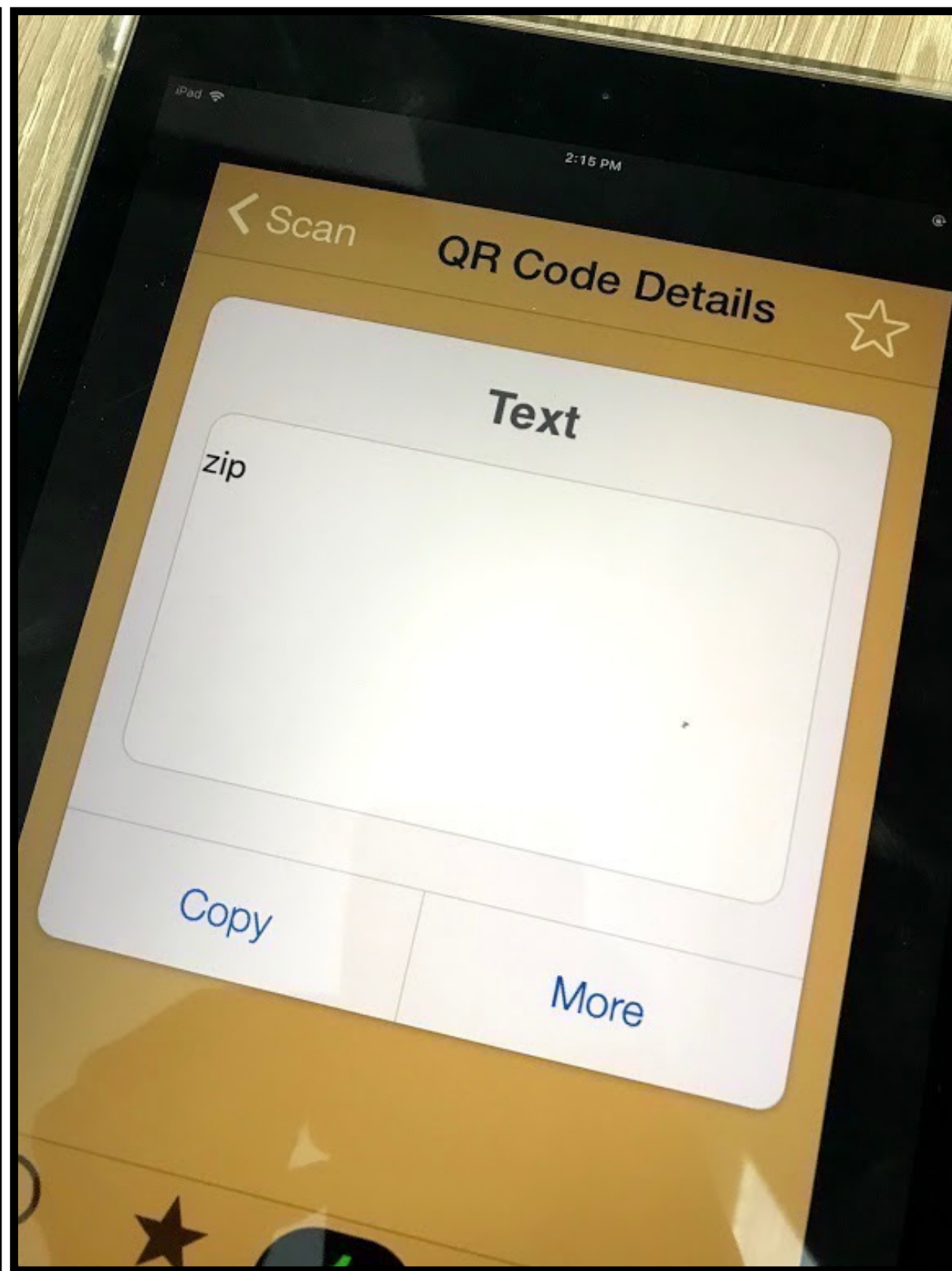

Laminate & cut the question cards (p. 4-6 or 8-10). Copy the student recording sheet (p. 11) for each student. When doing the activity, choose a card and have a student scan the QR code. You or the student can then read the question.

*The cards on p. 4-6 are my original QR codes where when the code is scanned a small version of the word shows up. The cards on p. 8-10 show a larger version of each word when scanned. I included both versions still to let you decide which one you prefer. The larger version may require the students to take the extra step of clicking a link to view the word, after scanning. Please choose which version you prefer and print/use accordingly! You can check out p. 3 and 7 to view the difference when scanned to help you decide!

Then you can do any of the following or a combination:





*Choose a few students (or all) to answer the question.





*All students can write their answer on the recording sheet next to the matching number. Students can then share their answers with a partner. This is a great activity to use at the beginning of the school year to help kids get to know each other!







Original version: font appears smaller when scanned- no clicking required {p. 4-6}

*These pictures are from another QR code pack, but are used to show the difference in font size when scanned!



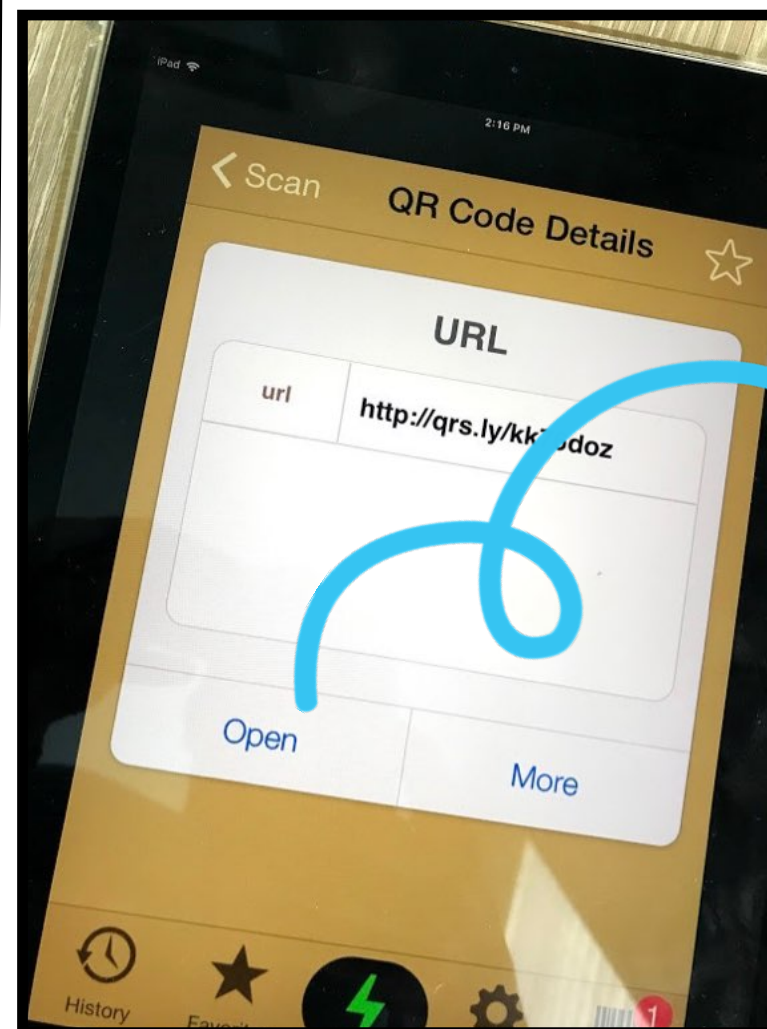














{p. 8-10}



Larger font version: font appears larger when scanned, after clicking link.




*These pictures are from another QR code pack, but are used to show the difference in font size when scanned!



























THANK YOU!

Thank you so much for downloading this freebie from my store! This product is for personal use/single classroom use only. If you would like to make copies of these materials for another teacher(s), please provide a link to the free resource. Please also know that placing any part of this product on the Internet (including classroom, school or district websites) is prohibited by the Digital Millennium Copyright Act (DMCA). Feel free to contact me for express written consent for special circumstances.

I can be reached at learningtothecore.ac@gmail.com. Please let me know if you have any questions or if you notice something that needs to be fixed and I will make the necessary changes right away. Please also follow my TPT store to receive updates about new products. I would love to hear from you in the feedback section about this product on TPT.

I hope your students love this pack!

Enjoy!

Aylin

Join in on the fun! Stay up to date on new packs, literacy ideas and freebies by following along:

TPT: <http://www.teacherspayteachers.com/Store/Aylin-Claahsen>

Blog: <http://dailylearningtothecore.blogspot.com>

Instagram: <http://instagram.com/learningtothecore>

Facebook: <https://www.facebook.com/learningtothecore>

Pinterest: <http://www.pinterest.com/learn-tothecore/>

Twitter: <https://twitter.com/learn-tothecore>

Youtube: Aylin Claahsen https://www.youtube.com/channel/UCm8oQYpqlseag_OqhRG0JWA

If you are looking for more QR code resources for your classroom, please click the link below to check out other QR code packs in my store!

<https://www.teacherspayteachers.com/Store/Aylin-Claahsen/Category/QR-Code-Centers>

CREDITS:

Created by: Aylin Claahsen <http://www.teacherspayteachers.com/Store/Aylin-Claahsen>

Graphics by: Teaching Super Power <https://www.teacherspayteachers.com/Store/Teaching-Super-Power>

Font From the Pond <http://frompond.blogspot.com>

Fonts by: <http://www.teacherspayteachers.com/Store/Hello-Literacy>

Fonts by: <https://www.teacherspayteachers.com/Store/A-Perfect-Blend>

Graphics by: Krista Wallden <http://www.teacherspayteachers.com/Store/Krista-Wallden>

Graphics by: Lovin Lit <http://www.teacherspayteachers.com/Store/Lovin-Lit>

Borders by: Kelly B's Clipart <http://www.teacherspayteachers.com/Store/Kelly-Benefield>

Borders by: Bilingual Scrapbook <https://www.teacherspayteachers.com/Store/Bilingual-Scrapbook>

