

THANK YOU!


I am so excited this resource is now in your hands. I can't wait for you and your readers to get started. I truly hope you and your students love it!

Aylin

I'D LOVE TO CONNECT WITH YOU!

I love to chat all about literacy, all the time.
Click any of the icons below so we can connect!

Email: hello@aylinclahsen.com



A FREEBIE JUST FOR YOU!


I so appreciate you purchasing a resource of mine to use with your readers. As a thank you, I'd love to share this set of 10 reading passages with you!
Grab the free passages when you sign up [here](#)!



SOME OTHER RESOURCES YOU MAY LIKE:

Click each image to check out the resources!


Guided Reading Passages



Phonics Passages





























Fluency Passages



MY TERMS OF USE:






This resource is for personal use/single classroom use only. Placing any part of this product on the Internet (including classroom, school or district websites) is prohibited by the Digital Millennium Copyright Act (DMCA). Please read the full TOU [here](#)!





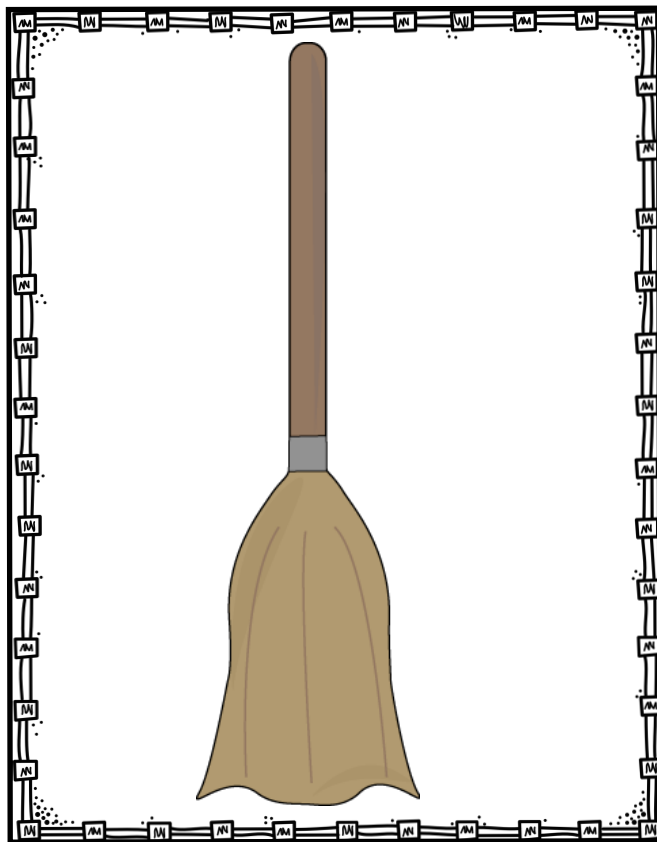





Teacher Note:

You will need to print, laminate and cut out the bats and the picture cards. Students will choose a picture card, say the beginning sound of the word and then find the letter to match that sound. (Not all letters will be used, but you may want students to come up with words for the letters that do not have a picture match.) There is a recording sheet included for the center which you can copy for each student so that you know what your students are doing while in their center!



{witch, pirate, vampire, mummy, ghost, cat, bat, pumpkin}





{spider, candy corn, hat, broom, web, candy, ladybug, owl}


Name: _____

Recording Sheet Directions: Write the beginning sound next to each picture.




















CREDITS:

Created by: Aylin Claahsen <http://www.teacherspayteachers.com/Store/Aylin-Claahsen>

Graphics by: Teaching Super Power <https://www.teacherspayteachers.com/Store/Teaching-Super-Power>

Font From the Pond <http://frompond.blogspot.com>

Fonts by: <http://www.teacherspayteachers.com/Store/Hello-Literacy>

Fonts by: <https://www.teacherspayteachers.com/Store/Kimberly-Geswein-Fonts>

Fonts by: <https://www.teacherspayteachers.com/Store/A-Perfect-Blend>

Graphics by: Krista Wallden <http://www.teacherspayteachers.com/Store/Krista-Wallden>

Borders by: Bilingual Scrapbook <https://www.teacherspayteachers.com/Store/Bilingual-Scrapbook>

Borders by: Kelly B's Clipart <http://www.teacherspayteachers.com/Store/Kelly-Benefield>



Reminder...

I'D LOVE TO CONNECT WITH YOU!

I love to chat all about literacy, all the time.
Follow along by clicking any of the icons below.
Can't wait to connect!

Email: hello@aylinclaahsen.com

Aylin

