

St. Patrick's Day Vowel Center {Freebie}



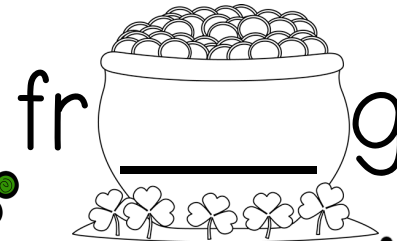






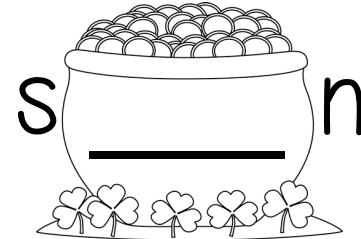





Created by:
Aylin Claahsen
Learning to the Core

Learning
to the
Core

Name: _____

Guess the Pot of Gold: What is the missing letter?


Directions: Look at the picture. Fill in the pot of gold with the missing letter to make the word.




Name: _____

Guess the Pot of Gold: What is the missing letter?


Directions: Look at the picture. Fill in the pot of gold with the missing letter to make the word.




sm



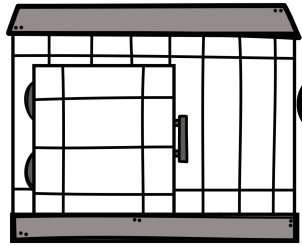
le




sn



ke



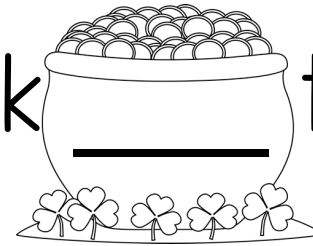
cr



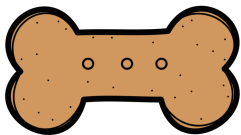
te




k




te




b




ne




g



te




c



re



m



ce


Name: _____

Guess the Pot of Gold: What is the missing letter?


Directions: Look at the picture. Fill in the pot of gold with the missing letter to make the word.




c _____ t




f _____ sh




b _____ nny



s _____ n




h _____ ppo



d _____ ck



a _____ g



fr _____ g


Name: _____

Guess the Pot of Gold: What is the missing letter?

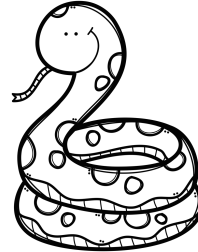
Directions: Look at the picture. Fill in the pot of gold with the missing letter to make the word.




sm



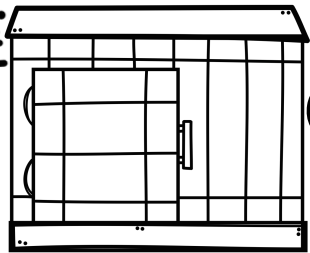
le



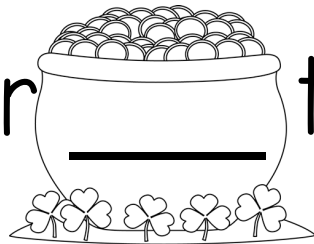
sn



ke




cr



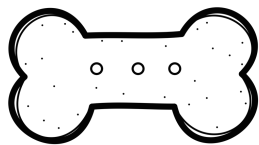
te




k




te




b




ne




g




te




c



re



m




ce

Thank You!

Thank you so much for downloading this freebie from my store! This product is for personal use/single classroom use only. This center is a great activity to use the week of St. Patrick's to help your students practice vowel sounds in words. Students can either use letter tiles or write in the answer for each missing vowel. Please feel free to contact me at learningtothecore.ac@gmail.com. Please let me know if you have any questions or if you notice something that needs to be fixed and I will make the necessary changes right away. Please also follow my TPT store to receive updates about new products. I would love to hear from you in the feedback section about this freebie on TPT! I hope your students love this pack as much as mine do!

Enjoy!
Aylin :)



Join in on the fun! Follow along to see MY classroom in action and stay up to date on new packs and freebies:

Blog: <http://dailylearningtothecore.blogspot.com>

TPT: <http://www.teacherspayteachers.com/Store/Aylin-Claahsen>

Instagram: <http://instagram.com/learningtothecore>


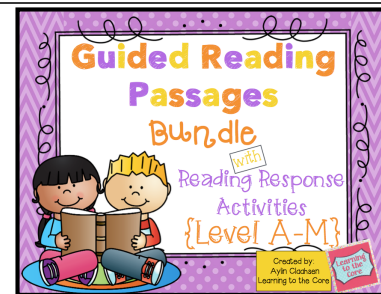
Facebook: <https://www.facebook.com/learningtothecore>

Pinterest: <http://www.pinterest.com/learntothecore/>

Twitter: <https://twitter.com/learntothecore>

If You are looking for More reading resources for Your classroom, Please click the link below to check out MY guided reading leveled Passages in MY Store!

<https://www.teacherspayteachers.com/Store/Aylin-Claahsen/Category/Guided-Reading>



- Created by: Aylin Claahsen <http://www.teacherspayteachers.com/Store/Aylin-Claahsen>
- Graphics by: Teaching Super Power <https://www.teacherspayteachers.com/Store/Teaching-Super-Power>
 - Font From the Pond <http://frompond.blogspot.com>
 - Fonts by: <http://www.teacherspayteachers.com/Store/Hello-Literacy>
 - Graphics by: Krista Wallden <http://www.teacherspayteachers.com/Store/Krista-Wallden>
 - Graphics by: www.mycutegraphics.com
 - Borders by: Kelly B's Clipart <http://www.teacherspayteachers.com/Store/Kelly-Benefield>
 - Borders by: Bilingual Scrapbook <https://www.teacherspayteachers.com/Store/Bilingual-Scrapbook>

